


SpacePort Smart

Smooth space saver



At a glance:

- + Small supply unit
- + Space-saving for freedom
- + Flexible friction brake: Easy repositioning
- + Reliable and stable – in every position

SpacePort Smart

SpacePort Smart is a new approach to delivering medical utilities in the medical field. The slender design and ease of use are perfect for applications that require utilities without the heft of a full-sized arm.

Space Saver

SpacePort Smart is ideal for rooms that are space constrained. The smaller arm design allows for a greater range of motion. Whereas the short supply unit provides more clearance for the medical staff and other equipment.

Quick and smooth operating

The friction brake design prevents drifting, but still allows the system to be moved quickly and smoothly without much effort. In an emergency the system is easily repositioned without having to push brake buttons.

Optimal Positioning

The spring arm is perfectly balanced to the weight of the service head and accessories, which keeps the gas, electrical, and data outlets at the desired height.


Brake screws at the front joint ensure the service head and accessories stay where you need them.

Collision protection

Prevent collisions with the ceiling or other devices by easily limiting the vertical travel of the spring arm. Additionally, the Comfort Stop constrains the horizontal rotation to help avoid collisions with walls or other devices.

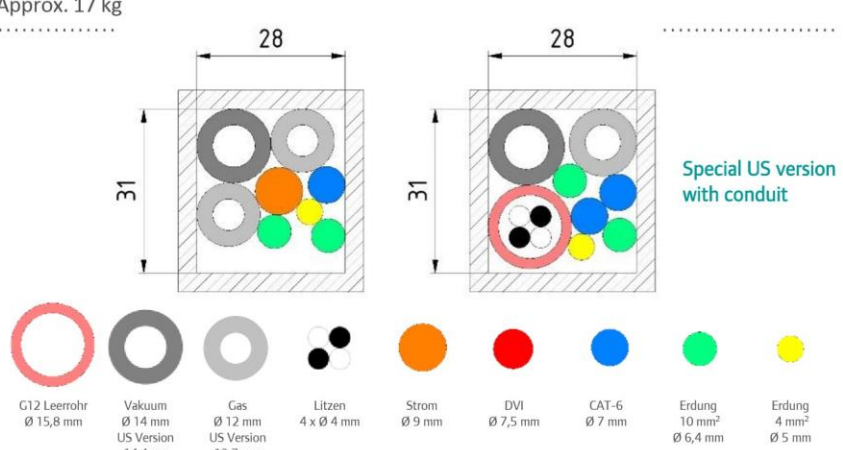
Possible models:

- + Lean surgical supply unit
- + Support unit for endoscopic or HF surgery
- + Electrical supply unit for examination rooms
- + or Intensive Care Units



SpacePort Smart

Smooth space saver

Type	Height adjustable supply unit consisting of: + Ceiling mounted spring arm with extension arm and M6 Service Head + Ceiling mounted spring arm with M6 Service Head
Application Areas	+ Operating Rooms (e.g. lean surgical supply unit, Endo cart support terminal) + Examination Rooms (e.g. documentation unit) + Intensive Care: Supply for portable medical devices (e.g. ECMO device)
Spring versions	8-16 kg // 15-32 kg // 30-45 kg
Service Head	Height 200 or 400 mm with optional shelf
Position of the shelf	One shelf, below the service head
Height between service head and shelf	Approx. 330 mm
Payload shelf	Max. 20 kg, depending on configuration
Weight of the shelf	Approx. 8 kg
Weight 200mm service head	Approx. 17 kg
Cable / hose capacity (narrowest point of the system)	
Length of spring arm	1,010mm
Lengths of extension arm	600; 800; 1,000; 1,200mm
Lengths of ceiling tube	200; 300; 400; 500; 600; 700; 800; 900; 1,000; 1,100mm
Colors	RAL 9002 and RAL 9010
Rotation range	330° at service head // 320° at intermediate bearing // 315° at ceiling bearing
Stop	Protects against twisting of cables and hoses
Comfort stop at upper bearing (optional)	Reduces the 315° rotation range in steps of 30° // Adjustable afterwards
Up and down movement	40° upwards // 40° downwards
Adjustable vertical limit	Upwards: 0°, 14°, 28°, 40° Downwards: 14°, 40°
Locking mechanism (From the outside with a pin)	0°, 30° downwards
Type of brake	Friction
Electrical protection class according to IEC 60601-1	Class I
IP classification according to IEC 60529	IP 20
Mark of conformity	CE mark
3rd Party Approval Mark	Recognized UL component

All information about lengths (mm) and angles (degrees) are approximate values and subject to manufacturing tolerances.
August 2017, Version 1, 1565902// Data and content are subject to change

